

NEW!
Glvet®
GASTROINTESTINAL



INGREDIENTS (per millilitre)

N-acetyl glucosamine _____ 48,75 mg Chondroitin sulphate _____ 10 mg
 Sodium alginate _____ 38,53 mg Hyaluronic acid _____ 1,88 mg

HOW TO USE:

Shake before use. The dose can be divided into 2 (1/2 in the morning and again in the evening). We recommended administering half an hour before their normal meal, following the guide given here:

| ANIMAL WEIGHT | ml |
|---------------|-------|
| <3 kg | 1 ml |
| 3-5 kg | 2 ml |
| 5-10 kg | 4 ml |
| 10-15 kg | 6 ml |
| 15-20 kg | 8 ml |
| 20-25 kg | 10 ml |



EASY TO ADMINISTER

Artificial chicken flavouring | 1 single dose | Optimal cost



THE ONLY PRODUCT WITH N-ACETYL-GLUCOSAMINE



HIGHER AMOUNT OF ALGINATE



OPTIMUM DENSITY TO LINE THE GUT BETTER



SUPPORTED BY SCIENTIFIC EVIDENCE



NEW!
Glvet®
GASTROINTESTINAL





NEW!
Givet®
GASTRO
INTESTINAL

DOUBLE BARRIER: Alginate + Mucin nutrition

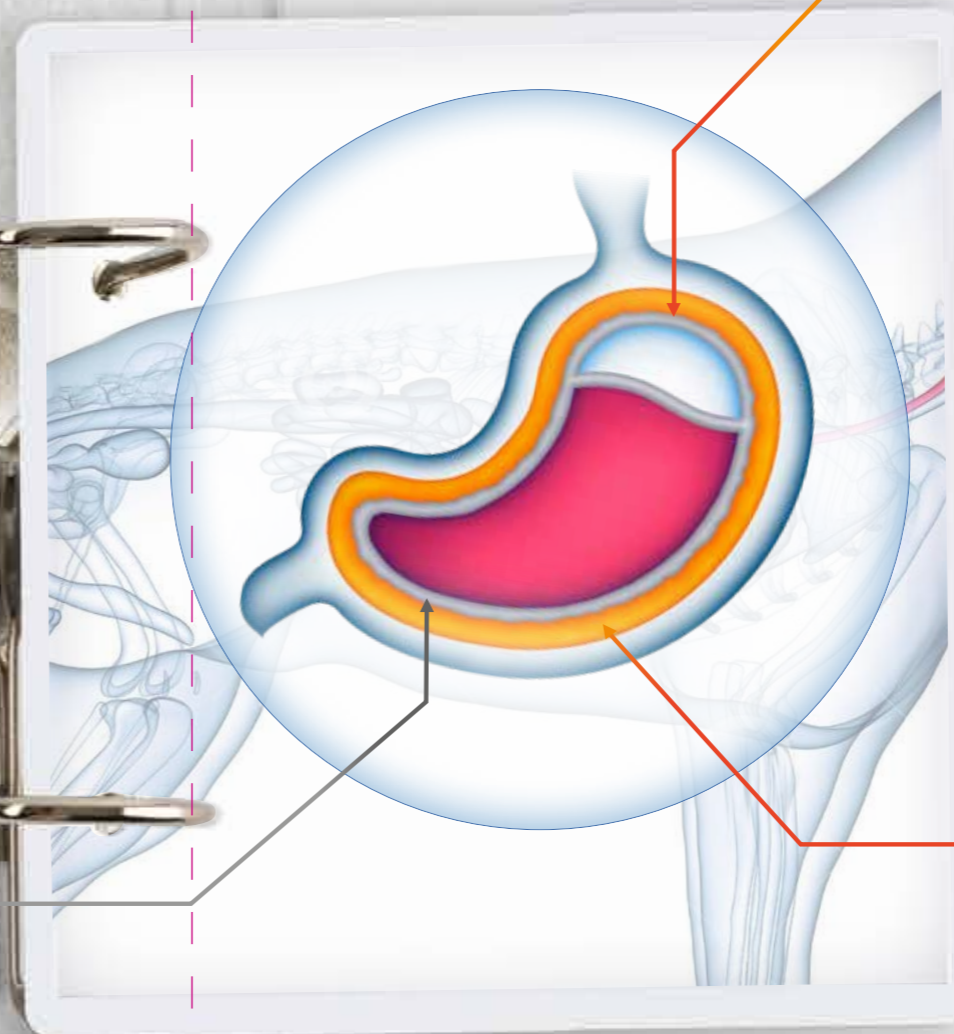



GIVET for dogs and cats provides the nutrients N-acetyl-glucosamine, chondroitin sulphate and hyaluronic acid, together with **sodium alginate**.

SODIUM ALGINATE

Natural polysaccharide polymer. In an acidic environment, sodium alginate precipitates to form a viscous gel.

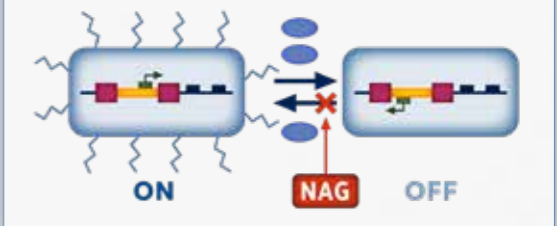
- **Prevents reflux:** remains on the stomach contents.
- **Coats gastric wall:** The gel forms rapidly a few minutes after oral administration¹.



N-ACETYL-GLUCOSAMINE

The component of **glycosaminoglycans** is found in the connective tissue of mammals.

- **Nourishes mucin:** it is a component of the mucous layer².
- **Reduces biofilm formation:** deactivates the NagC protein that acts on *E. coli* fimbriae, preventing expression and reducing colony formation³.



HYALURONIC ACID + CHONDROITIN SULPHATE

The **protective layer of intestinal mucin** is key to the correct functioning of the gastric wall in healthy animals, it naturally containing: **N-acetyl-glucosamine, chondroitin sulphate and hyaluronic acid**⁴.

Bibliographic references:
 1) Daigo K et al. Protective effect of sodium alginate on mucous membranes of upper-gastrointestinal tract] Yakugaku Zasshi. 1981;101:452-457.
 2) Liu, Y et al. N-Acetyl Glucosamine Improves Intestinal Mucosal Barrier Function in Rat. Bangladesh Journal of Pharmacology, vol. 7, no. 4, Dec. 2012, pp. 281-4
 3) Sicard JF et al. N-Acetyl-glucosamine influences the biofilm formation of Escherichia coli. Gut Pathog. 2018 Jun 22;10:26.
 4) Iannitti T et al. A hyaluronic acid- and chondroitin sulfate-based medical device improves gastritis pain, discomfort, and endoscopic features. Drug Deliv Transl Res. 2018 Oct;8(5):994-999