

ENHANCED FORMULA

Renal N Renal P

The diversified approach
for maintaining
the normal
renal function



HIGH PALATABILITY

EASY TO ADMINISTER



ENHANCED FORMULA

Renal **N**

Two different formulations



NEW scFOS PROFEED® + LACTOBACILLUS ACIDOPHILUS CECT 4529



Improve intestinal function and reduce the production of nitrogen catabolites²

Helps maintain the intestinal barrier³



NEW ImmunoFOS®

OLIVE OIL POLYPHENOLS



Counteracts oxidative stress and reduces blood pressure¹

Melofeed® raw material derived from melon containing SOD

NEW MELOFEED®



Stimulates hemoglobin synthesis and red blood cells⁴

GROUP B VITAMINS



WHEN TO USE Renal **N**

PREDISPOSING FACTORS

(GENETICS, SENILITY, ETC...)

EARLY DIAGNOSIS

(IRIS STAGING CKD 2017)

- persistent SDMA value over 14 µg/dl;
- proteinuria (PU/CU > 0,5 in dog and PU/CU 0.4 > in cat)



Renal P

Abstract and results presented to:

LXX Congress S.I.S.Vet. - XVI Congress S.I.C.V. - XIV Congress S.I.R.A. - XIII Congress A.I.P.Vet. - XIII So.Fi.Vet. Study Day - III Congress R.N.I.V.



The administration of the complementary feed (Renal P) tested in the present study induced a reduction in phosphatemia and an increase in serum bicarbonate in dogs with stage 3 CKD according to the IRIS system.



CHITOSAN

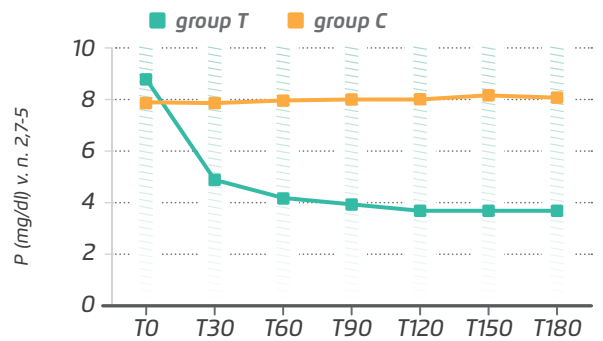
RESULTS

SERUM PHOSPHORUS (2,70-5,00 mg/dl)

Fig. 1 - Phosphatemia values in groups T and C during 6 months of complementary feeding

T < C: 30, 60, 90, 120, 150 and 180 days (p<0,01)

ANOVA, Kruskal-Wallis test (intra-group comparisons), Student test, Mann-Whitney test (intra-group comparisons)



CALCIUM CARBONATE AND LACTOGLUCONATE

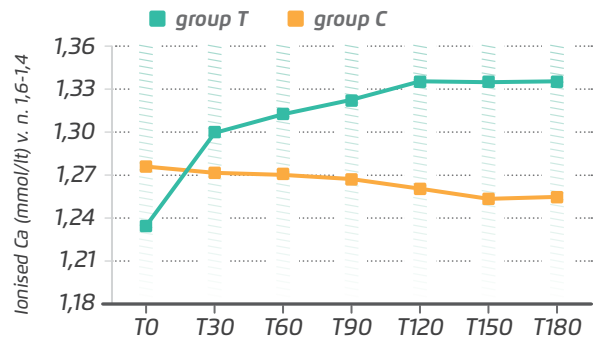
RESULTS

SERUM IONIZED CALCIUM (1,29-1,41 mmol/l)

Fig. 2 - Ionised calcium values in groups T and C during 6 months of complementary feeding

T > C: (within normal values) 120 days - 180 days (p<0,01)

ANOVA, Kruskal-Wallis test (intra-group comparisons), Student test, Mann-Whitney test (intra-group comparisons)



SODIUM BICARBONATE

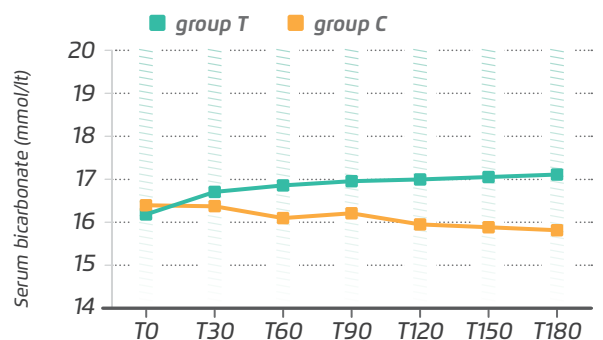
RESULTS

SERUM BICARBONATE (18-24 mmol/l)

Fig. 3 - Bicarbonate values in group T and C during 6 months of complementary feeding

T > C: 180 days (p<0,05)

ANOVA, Kruskal-Wallis test (intra-group comparisons), Student test, Mann-Whitney test (intra-group comparisons)



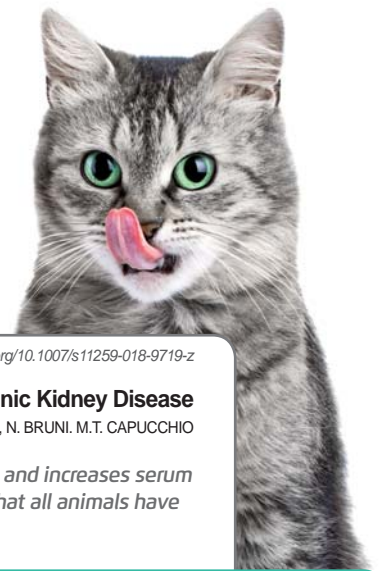
20 dogs (average age 10.4 +/- 2.3) were considered. All animals were affected by IRIS 3 stage CKD. 10 dogs (group T) were treated with complementary feed in addition to the renal diet. Of the other 10 dogs, clinical data were retrieved and served as a control group (Group C).

HIGH PALATABILITY

EASY TO ADMINISTER



360 DAYS STUDY



Veterinary Research Communications <https://doi.org/10.1007/s11259-018-9719-z>

A long term feed supplementation based on phosphate binders in Feline Chronic Kidney Disease

E. BIASIBETTI, E. MARTELLO, M. BIGLIATI, I. BIASATO, T. COCCA, N. BRUNI, M.T. CAPUCCHIO

The study shows that the administration of complementary feed (Renal P) reduces serum phosphorus and increases serum values of bicarbonate in cats with CKD (stage 3 and stage 4 according to IRIS). It is important to note that all animals have completed the study and that the owners have reported good palatability.

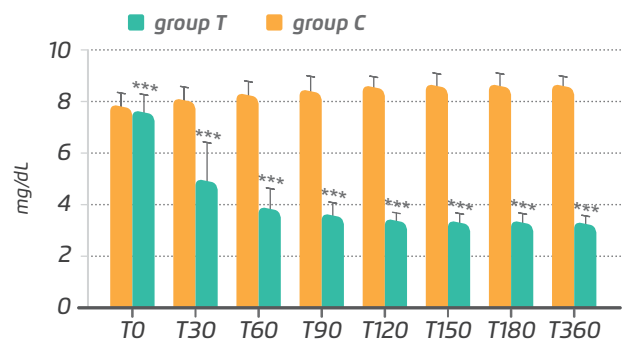
RESULTS

SERUM PHOSPHORUS (2,70-5,00 mg/dl)

Fig. 4 - Phosphorus values in groups T and C during the 360-day duration of the study

T < C: 360 days (p<0,001)

ANOVA, Kruskal-Wallis test (intra-group comparisons),
Student test, Mann-Whitney test (intra-group comparisons)



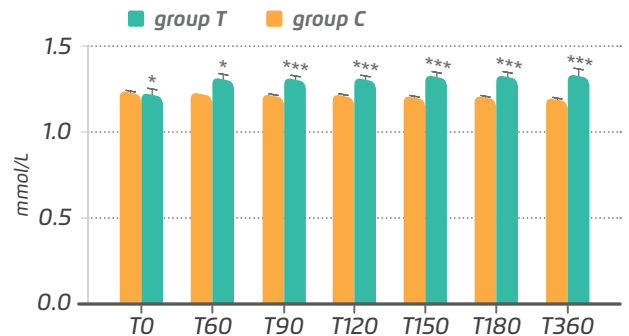
RESULTS

SERUM CALCIUM (1,16-1,30 mmol/l)

Fig. 5 - Calcium values in groups T and C during the 360-day study period

T > C: 360 days (p<0,001)

ANOVA, Kruskal-Wallis test (intra-group comparisons),
Student test, Mann-Whitney test (intra-group comparisons)



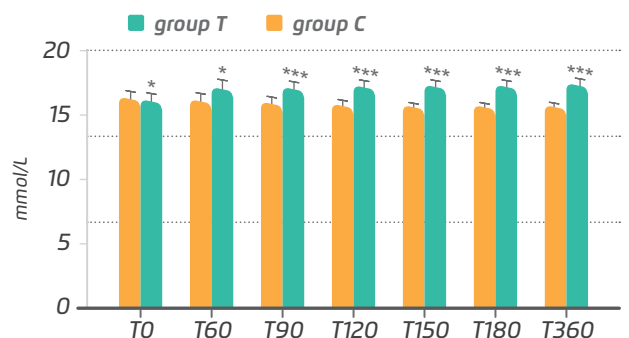
RESULTS

SERUM BICARBONATE (18-24 mmol/l)

Fig. 6 - Bicarbonate values in group T and C during the 360-day study period

T > C: 360 days (p<0,05)

ANOVA, Kruskal-Wallis test (intra-group comparisons),
Student test, Mann-Whitney test (intra-group comparisons)



Twenty cats were recruited. The animals were divided into two numerically homogeneous groups. The ten cats in the first group (group T) were given complementary feed in addition to the renal diet. The second group (group C - control group) was selected from the internal clinical database.

for the correct
functional contribution

Renal P

**CALCIUM CARBONATE
AND LACTOGLUCONATE**



They combine
in the intestine
food-grade phosphorus

Reduces intestinal absorption of
phosphorus and nitrogen molecules



CHITOSAN

**SODIUM
BICARBONATE**



The first choice oral
alkalizing agent



WHEN TO USE Renal P *

FOR HYPERPHOSPHATEMIA CONTROL

FOR METABOLIC ACIDOSIS CONTROL

* **Vergnano D, et al.** Effectiveness of a feed supplement in advanced stages of feline chronic kidney disease. *Acta Scientiae Veterinariae* 2016;44:1375

Biasibetti E, et al. A long term feed supplementation based on phosphate binders in feline chronic kidney disease. *Veterinary research Communications* <https://doi.org/10.1007/s11259-018-9719-z>

Bruni N. Efficacy of supplementary food on dogs in advanced stage of chronic renal failure. *Journal of International Society of Antioxidant in Nutrition and Health. Special Volume of ISANH Conference/Congress 2016* http://dx.doi.org/10.18143/JISANH_v3i1_885

Vergnano D et al. Effectiveness of a feed supplement to control hyperphosphatemia and metabolic acidosis in advanced stages of feline chronic kidney disease (CKD). *19° ESVCN Congress 2015 Proceedings*

Biasiato I, et al. Chronic kidney disease in dogs: tolerability and efficacy of a nutritional supplement. *Atti del LXX Congresso SISVET 2016*

Vergnano D, et al. Efficacy of dietary supplementation in cats with advanced chronic kidney disease. *Atti del LXX Congresso SISVET 2016*

ENHANCED FORMULA

Renal N

Renal P



The diversified approach for maintaining the normal renal function

- NEW scFOS PROFEED® + L. ACIDOPHILUS CECT 4529
- NEW ImmunoFOS®
- OLIVE OIL POLYPHENOLS
- NEW MELOFEED®
- GROUP B VITAMINS
- CALCIUM CARBONATE AND LACTOGLUCONATE
- SODIUM BICARBONATE
- CHITOSAN

RENAL N powder • 70 g / 240 g

COMPOSITION Maltodextrin, Fructo-oligosaccharides 30%, Fructo-oligosaccharides fermented (*ImmunoFOS), Sodium pyrophosphate, Yeasts [Brewers' yeast], Lupin protein meal, Products from the processing of plants (Melon) (*MeloFeed), Vegetable oil and fat (Soybean oil)

ADDITIVES PER KG Vitamins: Vitamin E 3a700 IU 25,000 - Pyridoxine hydrochloride 3a831 mg 10,000 - Folic acid 3a316 mg 4,000 - Cyanocobalamin mg 100 *Gut flora stabilizer:* Lactobacillus acidophilus CECT 4529 4b1715 CFU 6.3x10¹¹ *Anticaking agents:* Colloidal silica E551b mg 25,000 *Sensory additives:* Olea europaea L.: Olive Extract mg 20,000

ANALYTICAL CONSTITUENTS Crude protein 1.0% - Crude fibre 0.5% - Crude fats 3.5% - Crude ash 4.0% - Moisture content 4.0%

INSTRUCTION FOR PROPER USE For adult dogs and cats.

Renal N provides fructo-oligosaccharides, olive oil polyphenols, Lactobacillus acidophilus and vitamins, favouring the antioxidant defence and a normal intestinal functionality. Mix **Renal N** with feed 0.2 g of powder each kg b.w. daily, according to the following daily quantity:

1 small measure each 2.5 kg

1 large measure each 10 kg

The daily amounts can be divided into 2 or 3 feedings, according to the number of meals fed in 30-days cycles.

Product blends best with moist feed. In case of dry diet, slightly moisten the kibbles to ensure good adhesion of the powder and its complete intake.

RENAL N paste • 15 ml

COMPOSITION Vegetable oil and fat (Soybean oil, Sunflower oil), Fructo-oligosaccharides 25%, Pig Liver, Malt (extract), Glycerol Monostearate, Fructo-oligosaccharides fermented (*ImmunoFOS), Products from the processing of plants (Melon) (*MeloFeed), Maltodextrin

ADDITIVES PER KG Vitamins: Vitamin E 3a700 IU 25,000 - Pyridoxine hydrochloride 3a831 mg 10,000 - Folic acid 3a316 mg 4,000 - Cyanocobalamin mg 100 *Gut flora stabilizer:* Lactobacillus acidophilus CECT 4529 4b1715 CFU 6.3 x10¹¹ *Sensory additives:* Olea europaea L.: Olive Extract mg 20,000

ANALYTICAL CONSTITUENTS Crude protein 9.0% - Crude fibre 0.5% - Crude fats 40.0% - Crude ash 1.0% - Moisture content 1.5%

INSTRUCTION FOR PROPER USE For adult dogs and cats. **Renal N** provides fructo-oligosaccharides, olive oil polyphenols, Lactobacillus acidophilus and vitamins, favouring the antioxidant defence and a normal intestinal functionality. Mix directly into the mouth or mix **Renal N** with feed

1 ml each 5 kg b.w. daily.

Administer **Renal N** in a 30-days cycles. Water should be available at all times.

RENAL P powder • 70 g / 240 g

COMPOSITION Maltodextrin, Calcium carbonate 26%, Calcium lactogluconate 16%, Chitosan (Chitosane) 8%, Sodium bicarbonate 5%, Yeasts [brewer's yeast], Sodium pyrophosphate, Lupin protein meal, vegetable oil and fat (Sunflower oil)

ADDITIVES PER KG *Anti-caking agents:* Colloidal Silica E 551b mg 5,000 *Vitamins:* Vitamin E 3a700 IU 8 **ANALYTICAL CONSTITUENTS** Crude protein 4.0% - Crude fibre 0.5% - Crude fats 0.5% - Crude ashes 36.0% - Ash insoluble in Hydrochloric Acid 0.5% - Moisture content 5.0%

INSTRUCTION FOR PROPER USE For adult dogs and cats. **Renal P** provides minerals (calcium salts and sodium bicarbonate) and polysaccharides (chitosan), helpful to maintain the normal metabolic conditions and a proper balance of intestinal absorption and renal excretion of phosphate and calcium.

Mix **Renal P** with feed 0.2 g of powder each kg b.w. daily, according to the following daily quantity:

1 small measure level each 2.5 kg Each small measure level contains 0.5 g of powder and provides: Calcium 60 mg - Chitosan 40 mg - Sodium bicarbonate 30 mg

1 large measure level each 10 kg Each large measure level contains 2 g of powder and provides: Calcium 240 mg - Chitosan 160 mg - Sodium bicarbonate 120 mg

The daily amounts can be divided into 2 or 3 feedings, according to the number of meals fed. Administer **Renal P** in 30-days cycles. Product blends best with moist feed. In case of dry diet, slightly moisten the kibbles to ensure good adhesion of the powder and its complete intake. Water should be available at all time.

RENAL P paste • 15 ml

COMPOSITION Calcium carbonate 26%, Vegetable oils and fats (Sunflower oil), Calcium lactogluconate 16%, Pig liver, Chitosan (chitosane) 8%, Sodium bicarbonate 6%, Malt (extract), Glycerol monostearate.

ADDITIVES PER KG Vitamins, provitamins and chemically well-defined substances having a similar effect: Vitamin E 3a 700 IU 5,000

ANALYTICAL CONSTITUENTS Crude protein 7.0% - Crude fibre 1.0% - Crude oils and fats 40.0% - Crude ashes 20.0% - Ashes insoluble in HCl 1.5% - Moisture content 2.0% - Protein Sources: pig liver and chitosan

INSTRUCTION FOR PROPER USE For adult cats. **Renal P paste** provides minerals (calcium salts and sodium bicarbonate) and polysaccharides (chitosan), helpful to maintain the normal metabolic conditions and a correct urinary system functionality of the animal. Administer directly into the mouth or mix with food

1 ml of paste per 5 kg b.w. daily.

Administer **Renal P paste** in 30-days cycles. Water should be available at all times.

Renal N and Renal P are complementary feeds for dogs and cats

References

- Adeva-Andany M et al. Sodium bicarbonate therapy in patients with metabolic acidosis. *TSWJ* 2014; ID 627673: <http://dx.doi.org/10.1155/2014/627673>
- Anraku M et al. Effects of chitosan on oxidative stress and related factors hemodialysis patients. *Carbohydrate polymers* 2014; 112:152-157
- Barry KA et al. Low-level fructan supplementation of dogs enhances nutrient digestion and modifies stool metabolite concentrations, but does not alter fecal microbiota populations. *J Anim Sci* 2009;87:3244-3252
- Elliott J et al. La gestione nutrizionale della nefropatia cronica felina. *Veterinary Focus* 2008;18(2):39-44
- Geddes RF et al. The role of phosphorus in the pathophysiology of chronic kidney disease. *Journal of Veterinary Emergency and Critical Care* 00(00) 2013, pp1-12 doi: 10.1111/vec.12032
- Hand MS et al. *Small Animal Clinical Nutrition. 5th edition 2010* Mark Morris Institute Ed
- IRIS Treatment recommendations for CKD in cats. 2015
- IRIS Treatment recommendations for CKD in dogs. 2015
- Madlala HP et al. Changes in renal function and oxidative status associated with the hypotensive effect of oleanolic acid and related synthetic derivatives in experimental animals. *PLoS ONE* 10(6): e0128192. doi:10.1371/journal.pone.0128192
- Pollier J et al. Oleanolic acid. *Phytochemistry* 2012;77:10-15
- Polzin DJ. Chronic kidney disease in small animals. *Vet Clin Small Anim* 2011;4:15-30
- Roudebush P, et al. An evidence-based review of therapies for canine chronic kidney disease. *Journal of Small Animal Practice* 2010;51:244-252
- Swanson KS, et al. Supplemental fructooligosaccharides and mannanoligosaccharides influence immune function, ileal and total tract nutrient digestibility, microbial populations and concentrations of protein catabolites in the large bowel of dogs. *J Nutr* 2002;132:980-989