

NEW

Candioli Innovation

 **actea**™

The new frontier
in stomatology
for dogs and cats

actea™

ORAL

with



Exclusive formula
patent pending



ACTEA™ and LAS™ are a registered trademark by Candioli S.p.A.

www.candioli-vet.it

Candioli
PHARMA

Periodontal disease in dogs and cats



Over 80% of dogs and many cats undergoing veterinary examination show a disturbance of the oral cavity, which is more or less severe. The first symptom that normally presents is halitosis, linked to bacterial overgrowth and plaque deposition, resulting in the formation of tartar, the onset of gum disease and stomatitis until the entire oral cavity is affected (periodontitis).

Daily oral prevention and hygiene is essential^{1,7,11,25} to avoid the occurrence of diseases of the oral cavity, which can in turn give rise to serious clinical problems affecting other organs (heart, kidneys, etc.)¹⁹.

Periodontal disease is a term used to indicate different inflammatory conditions associated with plaque build-up^{1,6}, which involve the periodontium (gingivitis, stomatitis, periodontitis)^{28,29}.



Dental plaque is the primary cause of periodontal disease^{1,6,28,29}. It is composed of bacteria aggregates and their metabolites, salivary components, food residue, inflammatory and epithelial cells^{1,6}, yeasts²⁸. Dental plaque also accumulates on the gums and sub-gingival area, and subsequently becomes mineralised as **tartar**^{1,6,28}.

The microorganisms of the plaque produce proteolytic enzymes^{1,6}, which digest the collagen, and other metabolic by-products (ammonia, hydrogen sulphide, etc.) responsible for **halitosis**, the first symptom easily detectable in periodontal disease^{1,6,11,28}. These substances cause immune and inflammatory responses in the animal^{6,18}.



LAS™ is a patented* mixture based on:

- 🌀 **Lactoferricin** – hydrolysed lactoferrin
- 🌀 **GPI** – glycerophosphoinositol lysine** – semisynthetic derivative of sunflower lecithin
- 🌀 **Verbascoside** (Dermasyr™)*** – derived from plant stem cells (*Syringa vulgaris*)

The LAS™ components have the following properties upon topical application:

- ✓ Reduce **inflammation** and **itching**^{2,3,14,23,24,30}
- ✓ Counteract the development of **bacteria**^{5,9,12,13,27} and **yeasts**^{5,8}
- ✓ Exert **antibacterial**^{4,5,8,20,26,31} and **immunostimulatory activity**⁵

At an oral level LAS™ can (date on file 2014):

- 🌀 Quickly reduce **halitosis**
- 🌀 Counteract the formation of **plaque** and **tartar**
- 🌀 Alleviate the **inflammatory condition** of the gums and mucous membrane of the oral cavity
- 🌀 Reduce **pain** and facilitate chewing



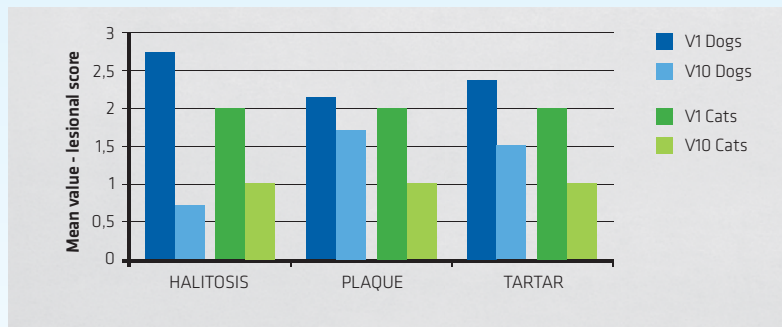


Use of a dental gel (ACTEA™ ORAL) in the treatment of inflammatory conditions of the oral cavity²²

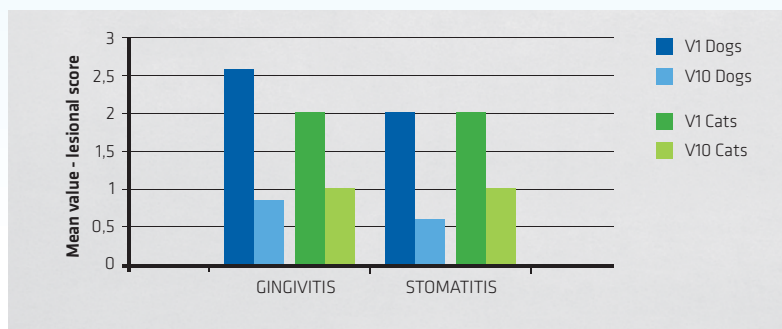
Field study carried out on 10 patients affected by inflammation of the oral cavity by: Francesca Passarella DMV

After just 10 days of application of **ACTEA™ ORAL** on the teeth and gums, without the aid of any other local or systemic therapy, we were able to observe a clear reduction in lesional scores associated with each parameter examined: halitosis, plaque, tartar, gingivitis, stomatitis, pain and difficulty in chewing.

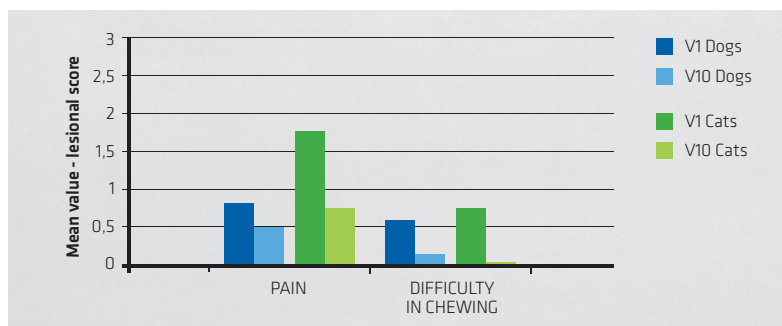
1. Actions on halitosis, plaque and tartar



2. Reduction of the inflammatory condition (gingivitis and stomatitis)



3. Reduction in pain and improvement in chewing



ACTEA™ ORAL

Product features



What features must a good topical oral product have?

- ✓ **Easy** to apply, well-tolerated and good adhesion
- ✓ Capable of quickly reducing **halitosis**
- ✓ Effective in counteracting the development of **dental plaque**
- ✓ Active on **bacteria** (gram+ and gram-) and yeasts
- ✓ Able **to control** inflammation and gum swelling

The new solution

actea™
ORAL

thanks to its
innovative formula



Essential bibliography

1. Beebe DE. Periodontology. *NAVC Conference Proceedings 2011*
2. Bonina FP, Gimillaro D, Melandri F, Pressi G. Protective effect of topical formulations based on glycerophosphoinositol choline salt. *Dermatologia Ambulatoriale 2006;4*
3. Corda D, Falasca M. Glycerophosphoinositols as potential markers of Ras-induced transformation and novel second messengers. *Anticancer Research 1996;16:1341-1350*
4. Di Biase AM, et al. Effect of bovine lactoferricin on enteropathogenic Yersinia adhesion and invasion in HEP-2 cells. *Journal of Medical Microbiology 2004;53:407-412*
5. Cifford JL, et al. Lactoferricin: a lactoferrin-derived peptide with antimicrobial, antiviral, antitumor and immunological properties. *Cell Mol Life Sci 2005;62(22):2588-98*
6. Correl C. Periodontal disease and diet in domestic pets. *J Nutr 1998;128:2712S-2714S*
7. Hernandez M. Dental cleaning and home care products. *WSAVA Congress Proceedings 2007*
8. Istituto Profilattico e Farmaceutico Candioli & C. S.p.A. Antibacterial spectrum of Lactoferricin B, a potent bactericidal peptide derived from the N-terminal region of bovine lactoferrin. *Data on file 2014 - patent pending*
9. Jenssen H. Anti Herpes simplex virus activity of lactoferrin-lactoferricin - an example of antiviral activity of antimicrobial protein/peptide. *Cell Mol Life Sci 2005;62(24):3002-13*
10. Labrecque J et al. Effects of a high-molecular-weight cranberry fraction on growth, biofilm formation and adherence of Porphyromonas gingivalis. *Journal of Antimicrobial Chemotherapy 2006;58:439-443*
11. Lobprise H. Updates in periodontal disease. *NAVC Conference Proceedings 2011*
12. McCann KB, et al. The effect of bovine lactoferrin and lactoferricin B on the ability of feline calicivirus (a norovirus surrogate) and poliovirus to infect cell cultures. *Journal of Applied Microbiology 2003;95:1026-1033*
13. Mistry N, et al. The anti-papillomavirus activity of human and bovine lactoferricin. *Antiviral Res 2007;75(3):258-65*
14. Motolese A, Simonelli M. Effect of glycerophosphoinositol salt of choline 1% cream on mild-to-moderate inflammatory and allergic dermatitis. *Dermatological Experiences 2008;10:135-40*
15. Nackaerts O et al. Replacement therapy for periodontitis: pilot radiographic evaluation in a dog model. *J Clin Periodontol 2008;35:1048-1052*
16. Niemiec BA. Feline caudal stomatitis. Diagnosis and treatment options. *NAVC Conference Proceedings 2011*
17. Niemiec BA. Feline periodontal disease and therapy. *NAVC Conference Proceedings 2011*
18. Niemiec BA. Periodontal therapy for the next decade. *NAVC Conference Proceedings 2011*
19. Olsen P et al. Strategies for the inhibition of gingivitis for the potential treatment of periodontitis and associated systemic diseases. *Journal of Oral Microbiology 2014;6:24800*
20. Oo TZ, et al. Evaluation of synergistic activity of bovine lactoferricin with antibiotics in corneal infection. *J Antimicrob Chemother 2010 doi:10.1093/jac/dkq106*
21. Pastore S, et al. Plant polyphenols regulate chemokine expression and tissue repair in human keratinocytes through interaction with cytoplasmic and nuclear components of epidermal growth factor receptor system. *Antioxidants and Redox Signaling 2012;16(4):314-328*
22. Passarella F. Utilizzo di un gel stomatologico (Actea™ Oral) nel trattamento delle affezioni infiammatorie del cavo orale: studio pilota in 10 pazienti. *Data on file 2014*
23. Pastore S, Korkina LG, Dal Toso R. Anti-inflammatory properties of naturally occurring biotechnologically produced phenylpropanoid glycosides. *Laboratory of tissue engineering and skin pathophysiology, Rome, Italy. 2009 data on file*
24. Pazzaglia M, Tosti A. Efficacy evaluation of a treatment with a glycerophosphoinositol choline lenitive lotion by scalp dermoscopy. *Department of Specialistic and Experimental Clinical Medicine-Unit of Dermatological Clinic, Alma Mater Studiorum University of Bologna, Jan 2007*
25. Peak RM. Dental prophylaxis: examination, cleaning and home care. *Veterinary Medicine 2003;feb:148-158*
26. Sanchez-Gomez S, et al. Structural featurig governing the activity of lactoferricin-derived peptides that act in synergy with antibiotics against Pseudomonas aeruginosa in vitro and in vivo. *Antimicrobial Agents and Chemotherapy 2011;55(1):218-228*
27. Shestakov A, et al. Lactoferricin but not lactoferrin inhibit herpes simplex virus type 2 infection in mice. *Antiviral Res 2012;93(3):340-5*
28. Squarizoni P. Malattia parodontale. In *Odontostomatologia del cane e del gatto, cap. 6. 2003 Paletto Editore*
29. Teughels W et al. Guiding periodontal pocket recolonization: a proof of concept. *J Dent Res 2007;86(11):1078-1082*
30. Yahagi S, Izutsu Y, Okano Y, Pressi G, Dal Toso R, Masaki H. Glycerophosphoinositol is a novel modulator of cytosolic phospholipase A2 (cPLA2): its anti-inflammatory effects and a possible mechanism. *25th IFSCC Congress, Barcelona, 6-9 October 2008*
31. Wakabayashi H, et al. Inhibitory effects of lactoferrin on growth and biofilm formation of Porphyromonas gingivalis and Prevotella intermedia. *Antimicrobial Agents and Chemotherapy 2009;53(8):3308-3316*
32. In vitro evaluation of the irritation and anti-inflammatory potential of a topical cosmeceutic active. *Data on file 2003*



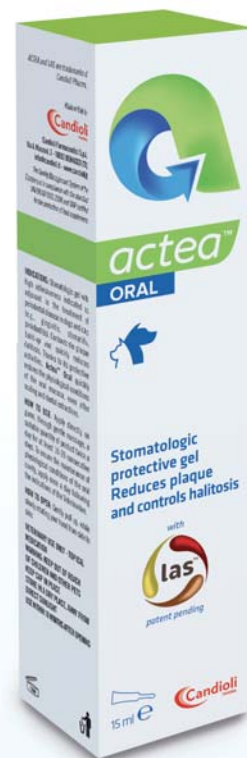
actea™

ORAL

The new frontier in stomatology

- Quick in **eliminating halitosis**
- Effective in **controlling the development of plaque**
- Ideal **topical adjuvant for stomatitis and gingivitis**
- Easy to apply and **well-tolerated**, also in cats

NEW



Product sheet

INDICATIONS

Highly adhesive stomatological protective gel indicated as an aid in the treatment of periodontal ailments in dogs and cats (e.g. gingivitis, stomatitis, periodontitis). It counters plaque formation and quickly reduces halitosis. Thanks to its protective action, **Actea™ Oral** quickly restores the physiological conditions of the oral cavity's mucous membranes, even after tartar removal and tooth extractions.

COMPOSITION

Aqua (water), Sorbitol, Glycerin, Lactoferricin, Glycerophosphoinositol Lysine, Syringa vulgaris (Lilac) leaf cell culture extract, Maltodextrin, Carbomer, Sodium hydroxide, Ethylhexylglycerin, Phenoxyethanol.

HOW TO USE

Apply a suitable amount of product, gently rubbing the gums, **twice a day for 10-20 consecutive days**. To assure maintenance of the oral cavity physiological conditions, apply once a day following the advice from your Veterinarian.

To open the tube, pull the cap up while slightly turning it at the base.

CANDIOLI S.r.l. u.s.
Strada Comunale di None, 1 - 10092 Beinasco (TO) - Italia
Tel. +39.011.34.90.232 - Fax +39.011.34.90.526 - www.candioli.it - email: info@candioli.it

Candioli
PHARMA